

13 Tips for getting the most out of your next hackathon

By: Morgan Bickle
CTO of Kinvey


1 - It starts before it starts

Learn the API & toolset before showing up




2 - Test wifi

APIs often require strong wifi signal,
check network strength right away




3 - Creation trumps ideation

No one has ever "thought" their way to hackathon success, it's all about execution



4 - "PORTION CONTROL" YOUR DEMO

GSD - Reducing scope is often key to a compelling demo



5 - DON'T START FROM SCRATCH

If there's a base sample app, use it.
then customize



6 - Solo ≠ Silo

Turn to your peers for feedback & validation



7 - Ignore the distractions

When it's time to get hacking, focus is key.
Tune out chatter, pitches



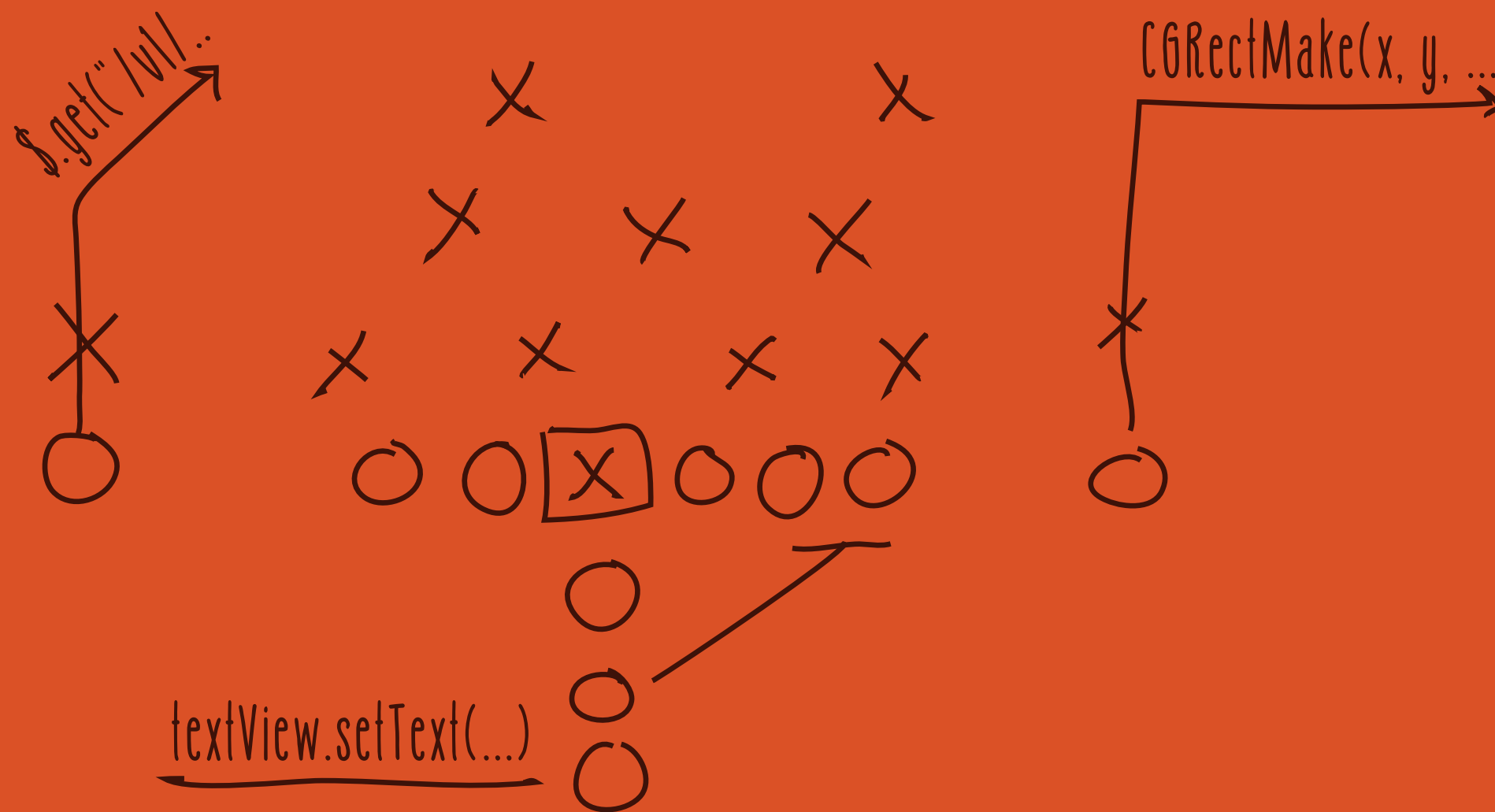
8 - Don't go it alone

Often 2 to 3 person teams produce the best results
(I have more fun)



9 - Ask for help

Most hackathons staff coaches and experts.
Use them



10 - Polish your presentation

Presentation > Demo × 2




11 - Don't take your pitch too seriously

A little humor in your presentation goes a long way



12 - Hack first, learn second

Don't try to learn a new language, instead, hack something together with what you already know



13 - Don't forget to network

Hackathons are great places to find future employment, investment, friendship

